



Bennington Public Schools
11620 N. 156th Street
Bennington, NE 68007
402-238-3044

Non-Profit Org.
U.S. Postage
PAID
Permit No. 3
Bennington, NE
68007

Bennington Public Schools

Developing a Community of Learners



Upcoming Key Dates

May 19th	Graduation
May 21st	Last Day of School
August 14th	2023-2024 First Day of School/ Early Staggered Dismissal

To view the 2023-24 calendar visit: bit.ly/BPSCalendar23-24
To view the 2024-25 calendar visit: bit.ly/BPSCalendar24-25

Notice of Non-Discrimination The Bennington Public School District does not discriminate on the basis of sex, disability, race, color, religion, veteran status, national or ethnic origin, age, marital status, sexual orientation, pregnancy, childbirth or related medical condition, or other protected status in its programs and activities and provides equal access to the Boy Scouts and other designated youth groups. The following persons have been designated to handle inquiries regarding the non-discrimination policies: Students: Mr. Dan Bombeck, Director of Student Services, 11620 North 156th Street, P.O. Box 309, Bennington, NE 68007 (402) 238-3044 (dbombeck@bennps.org). Employees and Others: Dr. Matt Blomenkamp, Assistant Superintendent, 11620 North 156th Street, P.O. Box 309, Bennington, NE 68007 (402) 238-3044 (mblomenkamp@bennps.org). Complaints or concerns involving discrimination or needs for accommodation or access should be addressed to the appropriate Coordinator. For further information about anti-discrimination laws and regulations, or to file a complaint of discrimination with the Office for Civil Rights in the U.S. Department of Education (OCR), please contact the OCR at 601 East 12th Street, Room 353, Kansas City, MO 64106, (800) 368-1019 (voice), Fax (816) 426-3686, (800) 537-7697 (telecommunications device for the deaf), or ocr.kansascity@ed.gov. TITLE IX The Bennington Public School District is committed to offering employment and educational opportunity to its employees and students in a climate free of discrimination. Accordingly, unlawful discrimination, harassment and retaliation of any kind by District employees, including, co-workers, non-employees (such as volunteers), third parties and others is strictly prohibited and will not be tolerated.

Annual Report

2022-2023



Our Mission

The mission of Bennington Public Schools is to provide educational opportunities in a safe, caring environment that will prepare all students to meet the challenges of the future.




TABLE OF CONTENTS

- 3** Welcome to Bennington Public Schools
- 4** Programs in Bennington Public Schools
- 5** The People of Bennington Public Schools
- 7** District Test Scores
- 8** Summer School
- 9** Our Community
- 10** Map of the District
- 11** Our Schools
- 29** Vision & Mission
- 30** Financial Report



4



7



10



30



Bennington Public Schools

11620 N. 156th Street
Bennington, NE 68007
402-238-3044



www.BenningtonSchools.org



Facebook.com/BenningtonSchools

Working Together for Each Student

Bennington Public Schools is pleased to present you with the 2022-23 annual report which demonstrates our commitment to providing excellent educational opportunities for our students while operating as efficiently as possible. This report is intended to provide the reader information about our students' academic and activity performance as well as district demographics and financials. Please keep in mind this report is for the previous year's activities and most of the pictures and information in this publication are from 2022-23. Special recognition goes out to all in our school district that exhibited a strong work ethic, innovation and compassion for all in educating students in a safe environment.

The "information" in this annual report should tell the reader Bennington Public Schools (BPS) is a high achieving school district. Our students have ranked in the top ten percent of Nebraska school districts in most state and national achievement tests for the past several years. The District is also fiscally responsible. Although Bennington is a high levy district, it has ranked in the bottom ten percent in cost per student. Please continue reading this report to find more detailed data about our district.

Academic achievement for all students is at the top of our agenda. Our state test scores, ACT scores, and graduation rates are among the highest in the area and State of Nebraska. The Nebraska Department of Education's Accountability for a Quality Education System Today and Tomorrow (AQuESTT) annually classifies schools and districts as excellent, great, good, or needs improvement. Bennington Public Schools has been classified as an "excellent" school district. This, of course, is only possible due to an exceptional staff and a highly committed community that supports the work we do.

The recognitions and achievements of Bennington Public Schools are many and are the result of board and administrator leadership, teacher and staff dedication, community support, and parent involvement over an extended period of time. The recent building blocks to which BPS stands on today have been developed by strong collaboration and open communication.

Bennington Public Schools has been planning and preparing for the future utilizing the guiding principles of our strategic plan for the past two decades. The District's strategic plan provides a framework for decision making that builds upon a common mission, vision, and guiding principles held by the community. A broad spectrum of data was utilized in the development of our strategic plan which reflects a shared consensus among a wide range of stakeholders. The strategic plan allows our District to refine systems, evaluate critical issues, positively impact student achievement, and focus on a commitment of providing a high-quality education for all students.

Our school system is an exciting place where educational excellence is more than a goal; it is our standard. We have high expectations for students and employees, continually work on developing programs for all students, sound fiscal management, and strong family and community involvement. We encourage our community to continue its history of strong support for Bennington Public Schools. It is imperative that we work together to build strong relationships and support systems in order for our children to achieve at the highest levels possible. We are confident that in working together, we can provide the best possible education for all children.

Together we are building a community of learners.

This 2022-23 Annual Report includes important and informative demographic, curriculum, and assessment data. Bennington Public Schools submits the report to the citizens of the Bennington School District to help you understand and evaluate your school system. While this report has been prepared as an extensive picture of public education in Bennington, we realize that the total picture cannot be told in percentages, numbers and graphs. The quality of any school is primarily developed in the daily interaction between teachers and students. The Annual Report was produced by the District Office. Questions or comments about this report may be directed to this office at 11620 N. 156th Street, PO Box 309, Bennington, NE 68007 or by calling 402-238-3044.

2022-2023 Board of Education

Allyson Slobotski
President
Jeremy Dick
Treasurer
Kara Neuverth
Member

Steve Shannon
Vice President
Tim Dreessen
Member
Kristi Ryan
Member

Visit the District website at www.benningtonschools.org to learn more about the Board of Education, including meeting agendas and minutes.



Career & Technical Education

Bennington Public Schools follows the Nebraska Department of Education Career and Technical Education (CTE) model. Within this model there are six broad career fields. Within each field, possible career fields are separated into career clusters.

At the High School, there is currently a 3-course series of classes in:

- Business Management
- Finance
- Information Technology
- Architecture & Construction
- Manufacturing



High Ability Learning



15.88% Students in the K-8 HAL Program

Students qualify for the High Ability Learner (HAL) program by meeting District requirements. Requirements include qualifying scores (95th percentile) on MAP/NSCAS Fall and CogAT assessments. Students typically qualify during grades two and five but may be recommended by teachers or parents at other grade levels. Students may receive services through classroom extensions, pull-out activities, or advanced coursework. Three HAL teachers serve students in grades K-8 across Bennington Public Schools.

Transportation



14

Regular Bus Routes

5



Special Education Bus Routes

880

Students Transported Daily

262,234

Miles Traveled

Nutrition Services



135,152

Breakfasts Served

386,545

Lunches Served

Early Childhood Services



137 Birth to Three & Preschool Students

BPS provides early childhood services to children that need special education services ages birth to three & preschool age. Preschool classrooms are 50% students needing special education services and 50% are peer models.

Staff Information

Student Information



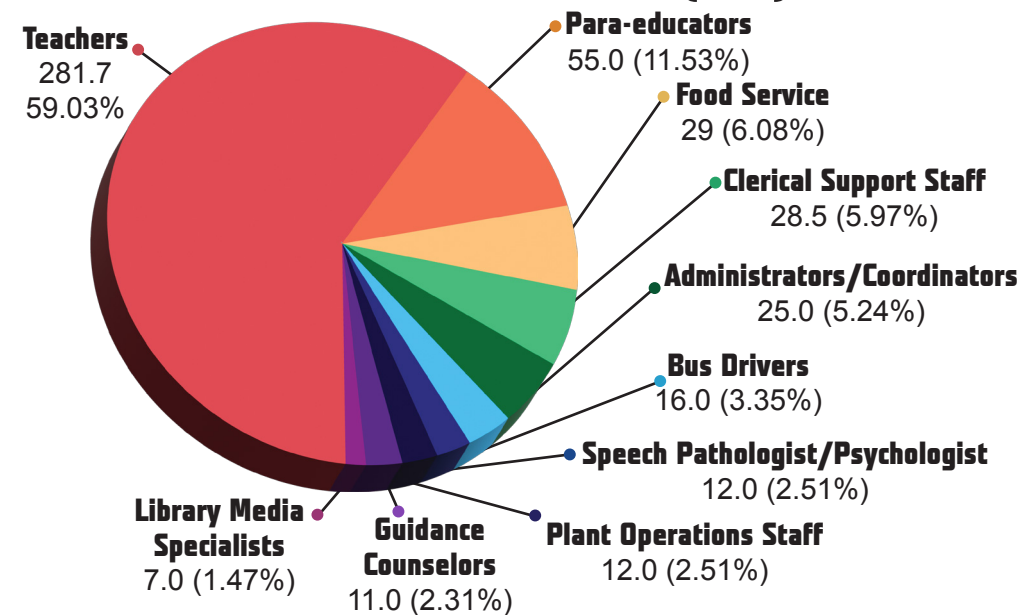
485

Bennington Public
Schools Employees

4,017

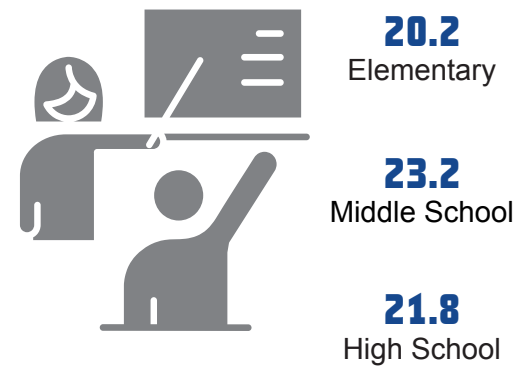
Students in Bennington
Public Schools

2022-2023 Breakdown of Staff (FTE)




Note: The breakdown of staff for the 22-23 school year, indicated on this page, is based on the number of employees that are full-time equivalent, not the number of people.

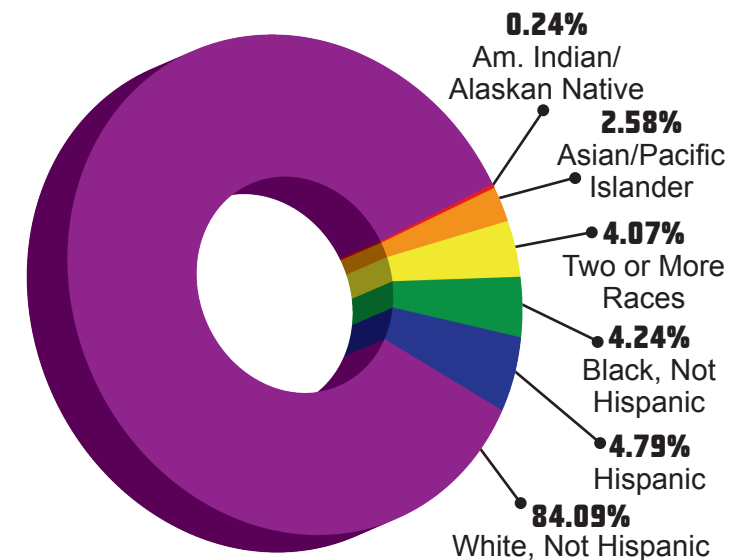
2022-2023 Average Core Class Sizes



Enrollment by Gender



Enrollment by Ethnicity



Instructional Time Report

Elementary (K-5)	Middle School (6-8)	High School (9-12)
Total Required: 1,032 hours Total Attended: 1,099 hours	Total Required: 1,080 hours Total Attended: 1,137 hours	Total Required: 1,080 hours Total Attended: 1,123 hours

Teacher Longevity

The average teacher has been with Bennington Public Schools for **6.29 years**

Teaching Contract

\$58,306

Average Yearly Salary

The average teacher has been in education for **12.17 years** (Bennington)

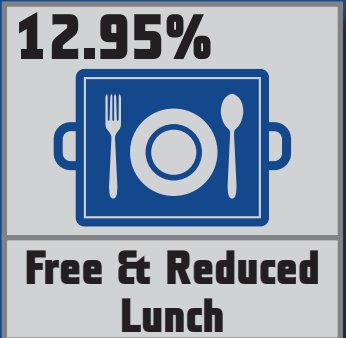

13.86 years (State)

186
Contract Days


Certified Staff with a Master's Degree

75.74%
Bennington


58.25%
State



Students in Bennington Public Schools are...



Note: This data reflects the 2022-23 school year.



State NSCAS Assessment

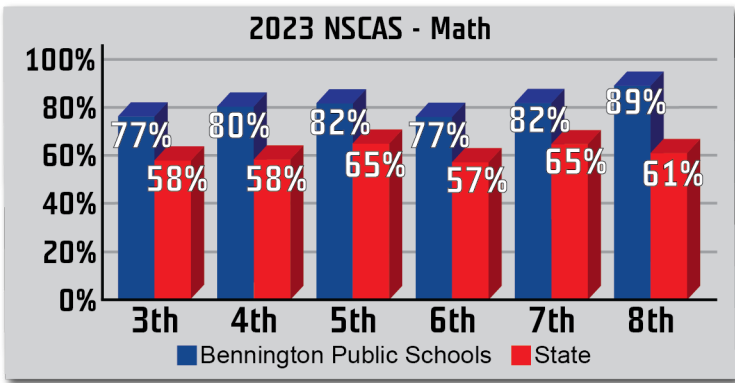
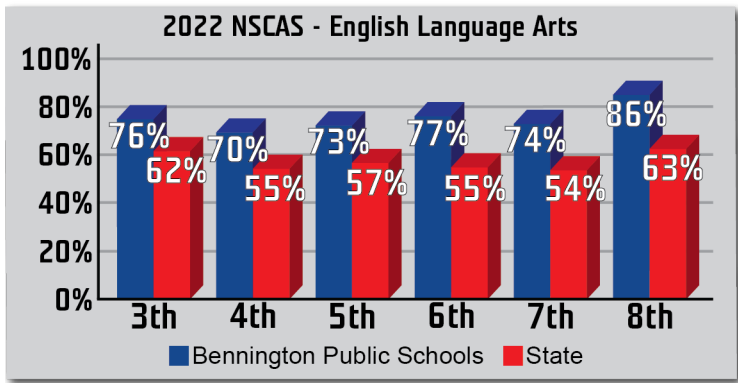
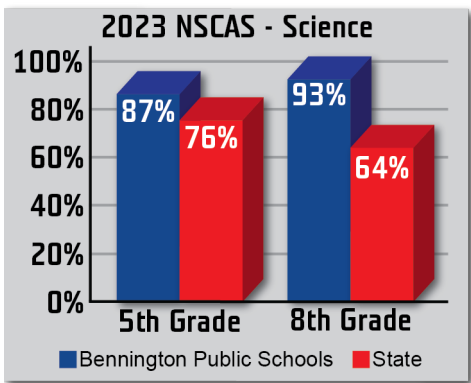
The 2022-23 school year marked the fourteenth year of state accountability tests and the sixth year of the College and Career Ready Standards. In April of 2023, students in grades 3-8 across the state took the NSCAS-English Language Arts (NSCAS-ELA), NSCAS-Math (NSCAS-M) and NSCAS-Science (NSCAS-S) tests.

The English Language Arts test asks students to read grade level passages and answer multiple choice questions based on the 2021 Nebraska College and Career Ready English Language Arts Standards for reading vocabulary, reading comprehension, and writing skills. The writing portion of the test asks multiple choice questions about grammar and sentence structure.

The Math test asks students to demonstrate their mathematical knowledge, skills, and strategies to solve real-world mathematical problems on their grade level aligned to the 2023 Nebraska College and Career Ready Mathematics Standards.

The Science test is given only to grades 5 and 8 and covers the 2017 Nebraska State Science Standards which have transitioned to match the Next Generation Science Standards (NGSS) and a new design in measuring what students know and should be able to do. Students demonstrate knowledge through complex tasks, which are a collection of prompts focused on a phenomenon or problem.

The Nebraska State Board of Education set high expectations for mastery levels on these tests to insure an emphasis on growth. The graphs show the percent of Bennington's students at or above the proficiency score compared to the percentage of students across the state that achieved proficiency. Graphs for results for individual schools can be found in the Schools section of the Annual Report starting on page eleven.



AQuESTT

Nebraska's state accountability system is called Accountability for a Quality Education System, Today and Tomorrow or AQuESTT. Under AQuESTT each school and district are classified in one of four performance levels: Excellent, Great, Good, or Needs Improvement. There are six tenets at the core of AQuESTT: 1) Student Success and Access; 2) Transitions; 3) Educational Opportunities and Access; 4) College and Career Ready; 5) Assessment; and 6) Educator Effectiveness.

For the 2022-2023 school year, Bennington Public Schools received a rating of EXCELLENT. Each school also received new ratings: Anchor Pointe Elementary - EXCELLENT; Bennington Elementary - EXCELLENT; Heritage Elementary - GREAT; Pine Creek Elementary - EXCELLENT; Stratford Elementary - GREAT; Bennington Middle School - EXCELLENT; Bennington South Middle School - EXCELLENT; and Bennington High School - GREAT.

The Goals of Summer School

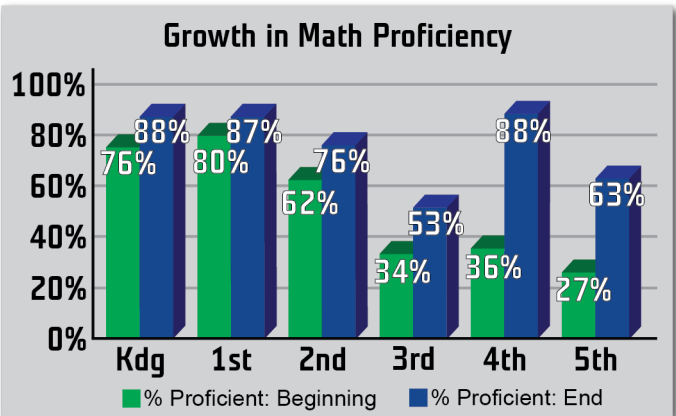
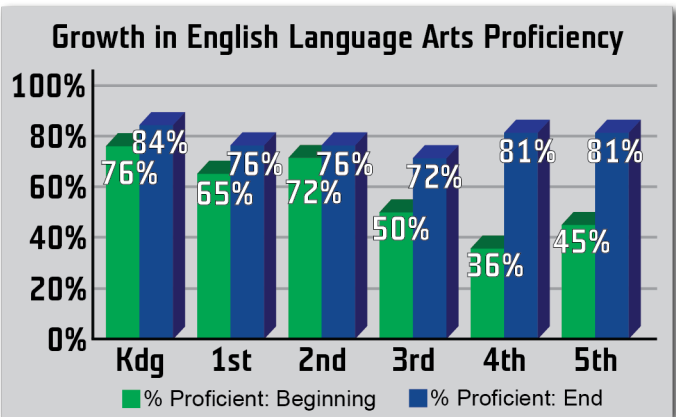
The goals of the summer school program are:

- To improve student achievement in language arts and math.
- To provide educational opportunities for students that are at risk and require remediation during the summer months.
- To focus on identified key indicators, monitor and assess progress so that students can become proficient in the identified areas.

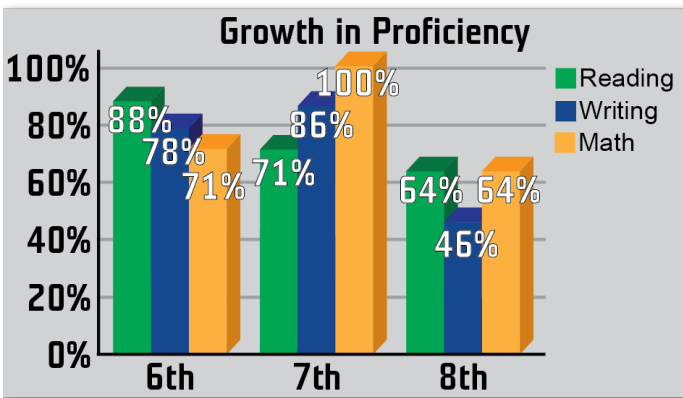


Elementary

Elementary Summer School was held Monday-Thursday for four weeks (16 days) beginning June 5th and finishing on June 29th. This year, 228 students in grades K-5 participated in our summer school program at two locations, Anchor Pointe & Heritage Elementary Schools. This program focused on strengthening student skills in the areas of the Nebraska Standards in language arts and math. The theme was "Outer Space". The students blasted off to learning by incorporating their learning while investigating astronomical objects and celestial bodies, learning daily about a planet or an astronomer, and more. They ended their last day with different arts and crafts activities.



Middle School



The Middle School ran its third summer school program this year with a theme of "The Amazing Race". They had a total of 31 students; ten 6th graders, eight 7th graders, and thirteen 8th graders. The students attended a total of 15 days from June 5th to June 23rd, from 8:30 to 11:30 each day. Students participated in an Amazing Race-themed competition, they explored many different beautiful places in the United States via virtual field trips and videos. Students used this new information to identify specific places they would like to visit and applied their learning by developing a road trip proposal presentation and presenting it to peers. Everyone celebrated the conclusion of summer school together with Kona Ice!

High School

The Summer School program for BHS students focused on credit recovery and getting current students on track for graduation. There were two 3-hour sessions available during June. Throughout both sessions, 44 students earned a total of 51 credits. Each of the 44 students earned at least one credit towards graduation and 7 of those students earned at least two credits.

Growth of the District

Bennington Public Schools continues to experience rapid growth. From 2018 to 2022, the Bennington School District had approximately 1,800 new homes constructed and occupied. This equates to a five-year average of 362 new homes a year. The previous five-year average was 233 homes added to the school district per year.






With the increase in residential properties comes the addition of students to the District. Bennington Public Schools has experienced a significant increase in K-12 student enrollment in the past decade (1,557 K-12 students in 2012-13 to 4,017 students in 2022-23). Over the past five years the K-5 elementary enrollment experienced a 49.2% increase in student enrollment (1,404 to 2,045). The middle school experienced the smallest growth with a 44.9% increase (635 to 920) while the high school experienced the highest rate of enrollment growth at 72.2% increase (582 to 1,002) from 2018 to 2022.

1940 District Administrative Offices Capacity 483 K-5 students <i>Additions in '67 & '79</i>	1957 Bennington Elementary Capacity 483 K-5 students <i>Additions in '67 & '79</i>	2005 Bennington High School Capacity 1,150 9-12 students <i>Additions in '09, '12, '17, & '20</i>	2009 Pine Creek Elementary Capacity 525 K-5 students	2012 Heritage Elementary Capacity 483 K-5 students
2017 Bennington Middle School Capacity 750 6-8 students	2017 District Warehouse	2019 Anchor Pointe Elementary Capacity 483 K-5 students, plus 90 Prek students	2022 Stratford Elementary Capacity 483 K-5 students	2022 Bennington South Middle School Capacity 750 6-8 students

Bennington Public Schools is in a constant state of planning for facility expansion as projections for student enrollment continue to increase. The school district projects student enrollment will exceed facility capacity at the high school in the 2025-26 school year.



1 Bennington District Office
<https://www.benningtonschools.org/>
 11620 N 156th Street
 402-238-3044

2 Heritage Elementary
<https://hes.benningtonschools.org/>
 9950 Rosewater Parkway
 402-238-2095

3 Pine Creek Elementary
<https://pce.benningtonschools.org/>
 7801 N HWS Cleveland Boulevard
 402-238-2372

4 Anchor Pointe Elementary
<https://ape.benningtonschools.org/>
 17007 N HWS Cleveland Boulevard
 402-238-2166

5 Stratford Elementary
<https://ses.benningtonschools.org/>
 9303 N 171st Street
 402-238-2941

6 Bennington South Middle School
<https://bsms.benningtonschools.org/>
 9809 N 171st Street
 402-238-3079

7 Bennington Middle School
<https://bms.benningtonschools.org/>
 11201 N 168th Street
 402-238-3082

8 Bennington High School
<https://bhs.benningtonschools.org/>
 16610 Bennington Road
 402-238-2447

Year four of Anchor Pointe Elementary brought new changes for the 2022-2023 school year. With the opening of Stratford Elementary, many of our beloved staff and students made the transition to our beautiful new elementary school in Bennington. Anchor Pointe enrollment dropped from 640 PK-5th grade students (21-22 school year) to 475 PK-5th grade students (22-23 school year). It was hard to say goodbye to so many wonderful staff, students, and families. This transition provided an opportunity for the staff and students at Anchor Pointe to recommit to our mission and vision. Inspire, Learn, Achieve... Together!

It was a year of celebrating and supporting at Anchor Pointe Elementary! The Student Council was back in action with their Food and Diaper Drive in December! As a school, we collected over 100 boxes of food and more than 6,000 diapers. Our 5th Grade Battle of the Books Team won 1st place in Overall Performance at the ESU 3 Battle of the Books Event. We supported our 4th and 5th Grade girls by hosting the first Girl Empowerment Night! We welcomed families to our Fun Run, Halloween Parade, Fun Day, and to the outstanding concerts performed by each grade level. Our 5th Grade did an amazing job with their musical, Yellow Submarine, to close out the year!

Staff and students were greatly supported by our families

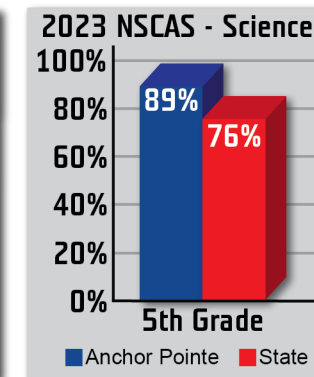
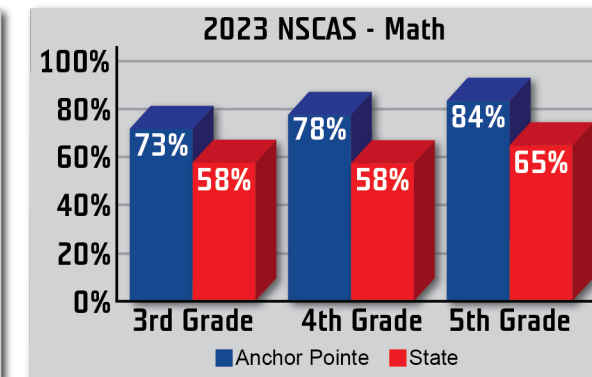
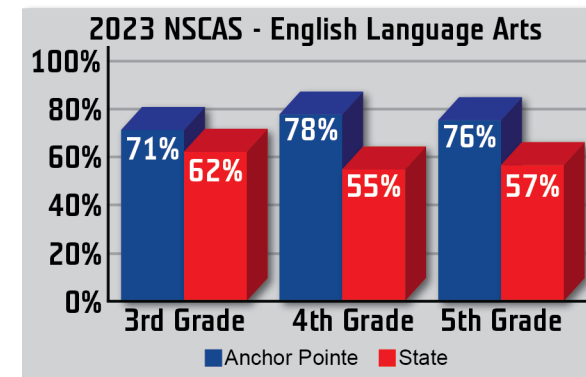


through our wonderful Parent Teacher Organization (PTO). The PTO again raised over \$50,000 to put back into the school in areas such as a new slide, a Gaga Ball Pit, and in supporting a second field trip for each grade level. We danced to the Omaha Street Percussion and were amazed by the BMX Bike Riders through our PTO all-school assemblies. Our Teacher Appreciation Week allowed our teachers to travel the world with the theme of "Our Teachers are the Best in the World"! From France to Italy to Sweden, our teachers were showered with appreciation. The PTO Board did an amazing job of supporting the staff and students of Anchor Pointe!

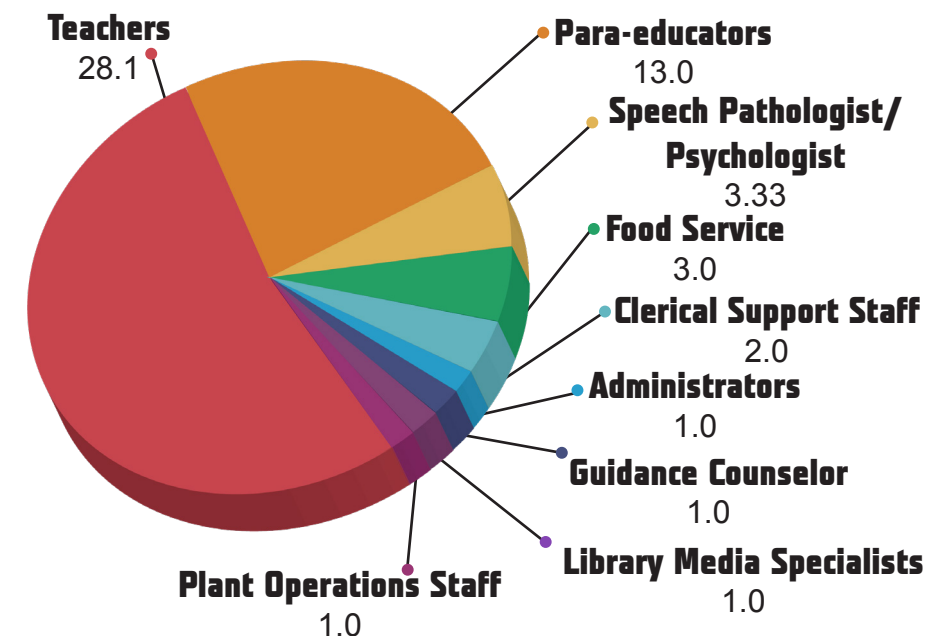
-Mr. Chad Boyes, Anchor Point Elementary Principal

Student Achievement

In 2022-23, students were assessed on their mastery of the Nebraska College and Career Ready Standards in three core areas, English Language Arts, Math, and Science by taking the Nebraska Student-Centered Assessment System (NSCAS) tests. These assessments were developed at the state level and measure Bennington students compared to students across the state. The graphs below show the percentage of Anchor Pointe Elementary students that were "On Track" or "Met the College and Career Ready Standards" on these assessments as compared to students across Nebraska.

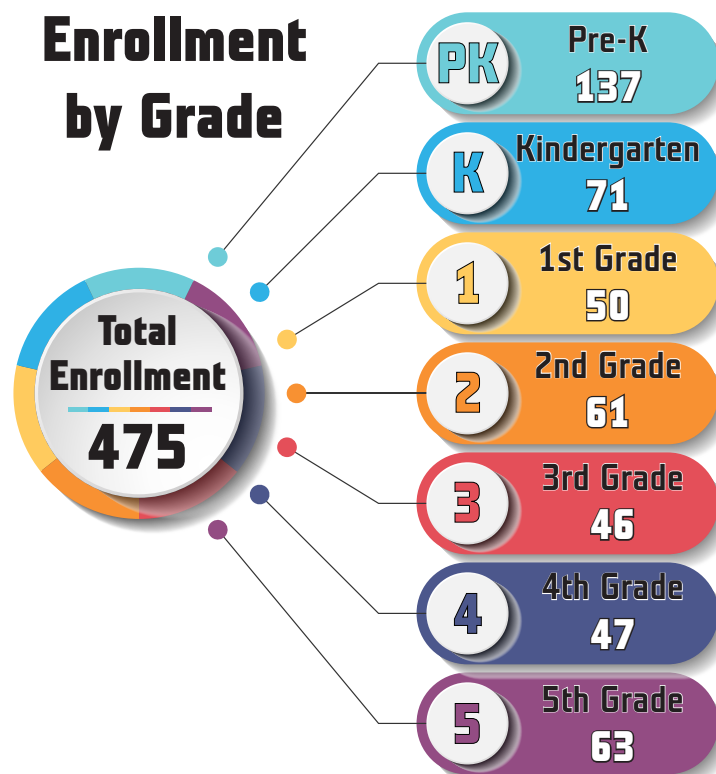


2022-2023 Breakdown of Staff

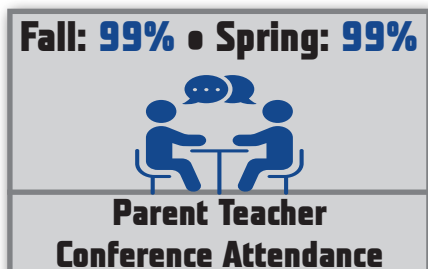
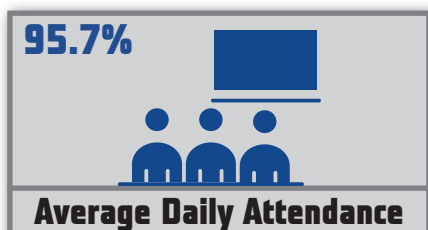



Note: The breakdown of staff for the 22-23 school year, indicated on this page, is based on the number of employees that are full-time equivalent, not the number of people.

Enrollment by Grade




Enrollment by Gender



Enrollment by Ethnicity

77.89% White, Not Hispanic	6.74% Hispanic	6.32% Asian/Pacific Islander	5.47% Black, Not Hispanic	3.37% Two or More Races	0.21% Am. Indian/ Alaskan Native
---	--------------------------	---	--	--------------------------------------	---

Enrollment by Student Needs



This has been a wonderful year at Bennington Elementary! We opened our doors in August to 403 K-5 students. This year's theme was "Monsters University", so many monster themed bulletin boards and decorations lined our hallways. We supported each other through the transition of a new principal, office staff, maintenance, and a few new classroom teachers & specialists. We united together and stuck to our vision of BE You!

It was a year of fun and learning at Bennington Elementary! We welcomed families to our Dance Fit fundraiser, Halloween Parade, Red Ribbon Week parade, Pancake Man & Bingo Night, Talent Show, Fun Day, and to the outstanding concerts performed by each grade level.

The Student Council was on a roll this year helping the

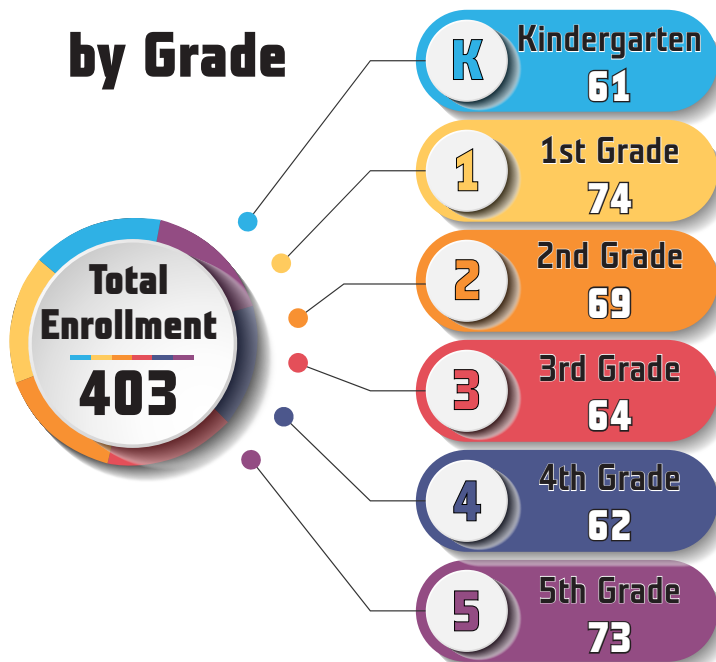
community with the Food and Diaper Drive in December, Nebraska Humane Society Fundraiser, Coin War donations, and planning fun games for our school PBIS assemblies.

Staff and students were greatly supported by our families through our wonderful Parent Teacher Organization (PTO). The PTO raised over \$40,000 to purchase a movie projector and popcorn machine for family movie nights, as well as to fund a second field trip for each grade level. This year we also danced to the Omaha Street Percussion and learned a lot about dinosaurs during Stomp, Chomp, & Roar through our PTO all-school assemblies. The PTO Board did a great job of supporting the staff and students of Bennington Elementary.

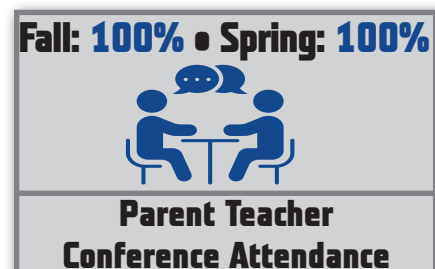
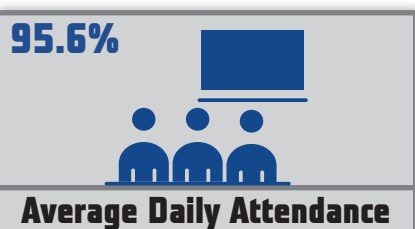

-Mrs. Danielle Robb, Bennington Elementary Principal



Enrollment by Grade



Enrollment by Gender

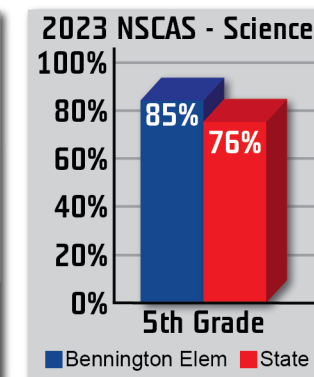
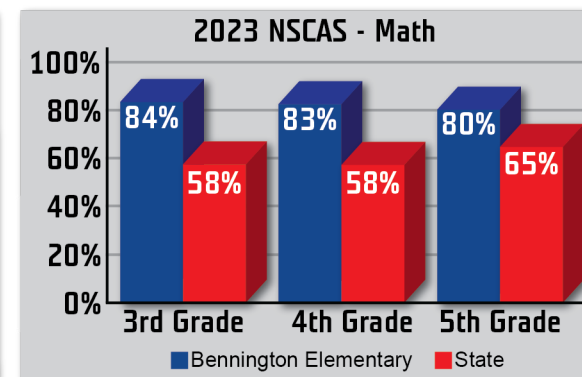
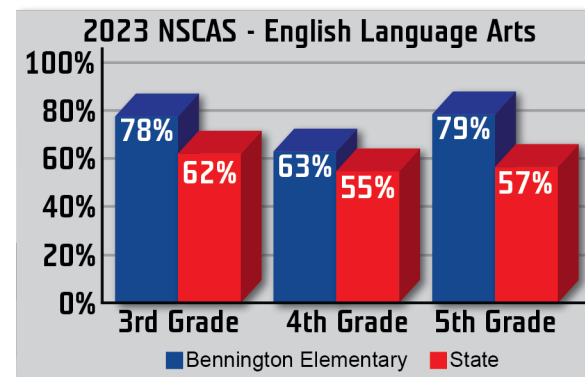


Enrollment by Ethnicity

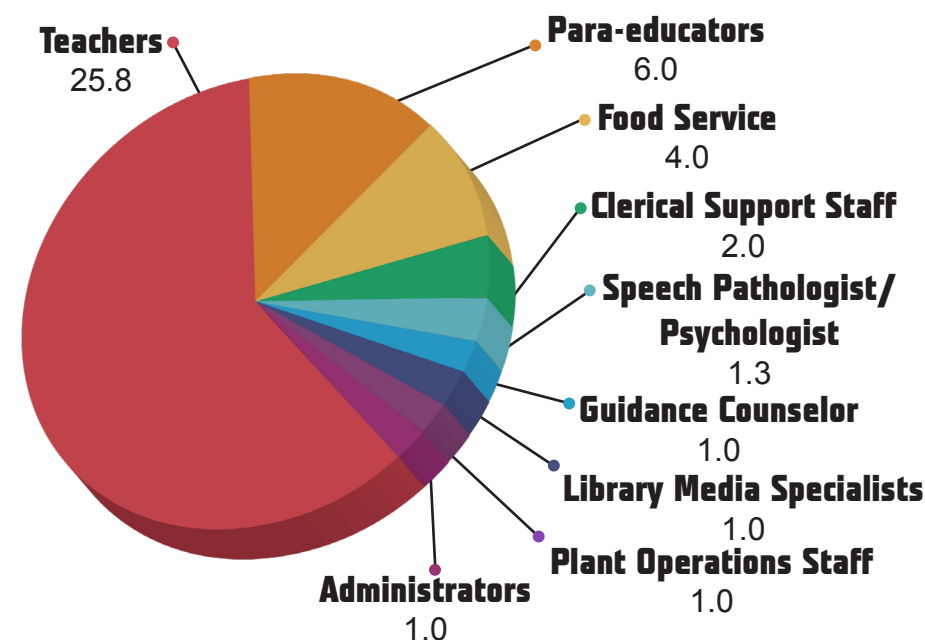
89.33% White, Not Hispanic	4.71% Two or More Races	4.47% Hispanic	1.24% Black, Not Hispanic	0.25% Am. Indian/ Alaskan Native	0.00% Asian/Pacific Islander
---	--------------------------------------	--------------------------	--	---	---

Student Achievement

In 2022-23, students were assessed on their mastery of the Nebraska College and Career Ready Standards in three core areas, English Language Arts, Math, and Science by taking the Nebraska Student-Centered Assessment System (NSCAS) tests. These assessments were developed at the state level and measure Bennington students compared to students across the state. The graphs below show the percentage of Bennington Elementary students that were "On Track" or "Met the College and Career Ready Standards" on these assessments as compared to students across Nebraska.




2022-2023 Breakdown of Staff



Note: The breakdown of staff for the 22-23 school year, indicated on this page, is based on the number of employees that are full-time equivalent, not the number of people.

Enrollment by Student Needs



Heritage Elementary focused on their vision to “Grow, Inspire, and Achieve.” With 435 students attending Heritage, staff and students focused on building solid relationships throughout the year. Teachers focused on recognizing students’ strengths and building on those strengths in order for students to achieve at their highest potential.

Heritage had 23 sections of Kindergarten through 5th grade during the 2022-2023 school year. In addition to strong core instruction in all content areas, our teachers collaborated with Reading and Math specialists, Special Education Staff, our High Ability Learner Facilitator and our English Language teacher to meet the needs of our growing population.

Students at Heritage participated in Badger Time. This was an opportunity to build trusting relationships outside of the classroom walls. Badger Time consists of students in Grades K-5 who meet with the same Badger Time teacher once a month. Students are able to work in a multi-age setting providing students opportunities to lead, to help each other, and gain trusting relationships within the building. Badger Time activities focus on Being Respectful, Responsible, Safe, and Kind.

A new logo for our building was created to symbolize our vision to “Grow, Inspire, and Achieve.” This logo is a representation of knowledge to be learned (book) and a growth mindset (plant) had by all to achieve success. The



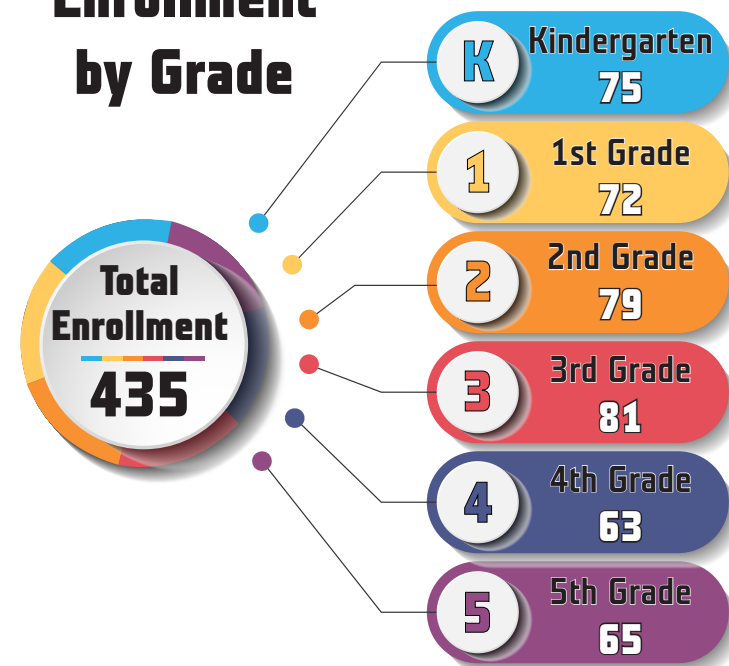
sun symbolizes building a community where students feel safe and capable of growth.

A new behavior matrix was created by the staff. This matrix outlined student expectations in all aspects of our learning community. Students and staff learned and practiced these new procedures in January in order to reset and set students up for success in the second semester.

We implemented a positive proactive way to celebrate our students’ achievements at Heritage. All classroom teachers and specialists chose one student per month to honor in an all school assembly. Parents were invited to join the assembly to celebrate their child(ren) and the success they are having in school. We committed to building and establishing lasting relationships with the school community.

-Mrs. Katie Lethcoe, Heritage Elementary Principal


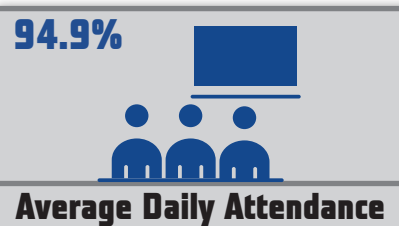

Enrollment by Grade



Enrollment by Ethnicity

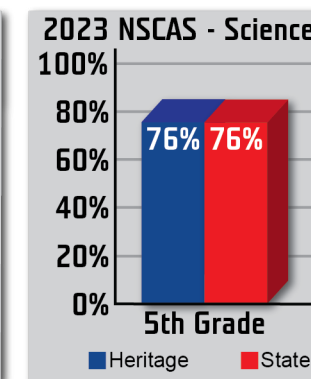
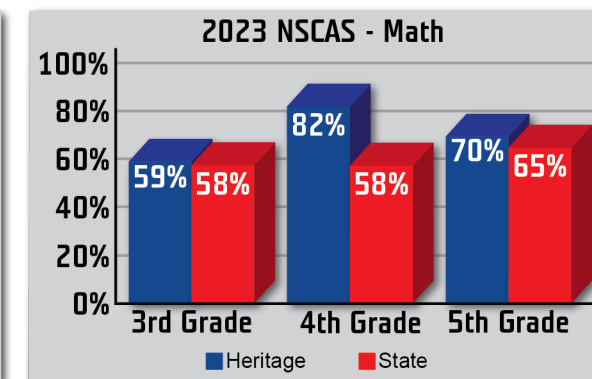
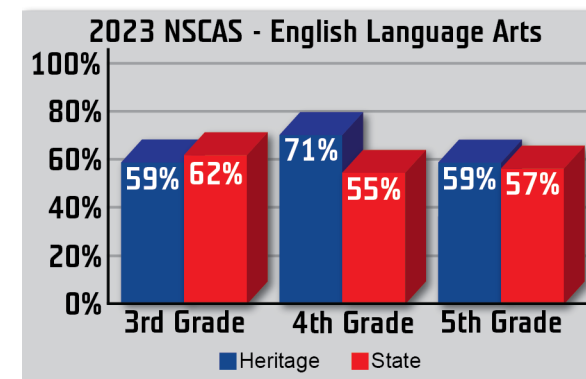
77.93%	6.90%	6.44%	5.75%	2.76%	0.23%
White, Not Hispanic	Black, Not Hispanic	Two or More Races	Hispanic	Asian/Pacific Islander	Am. Indian/Alaskan Native

Enrollment by Gender

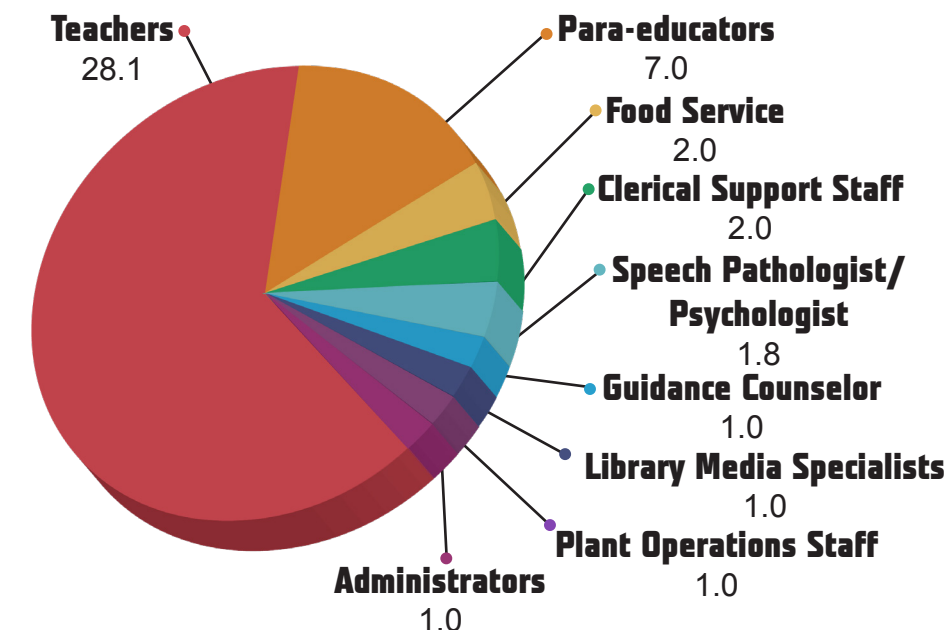


Student Achievement

In 2022-23, students were assessed on their mastery of the Nebraska College and Career Ready Standards in three core areas, English Language Arts, Math, and Science by taking the Nebraska Student-Centered Assessment System (NSCAS) tests. These assessments were developed at the state level and measure Bennington students compared to students across the state. The graphs below show the percentage of Heritage Elementary students that were “On Track” or “Met the College and Career Ready Standards” on these assessments as compared to students across Nebraska.

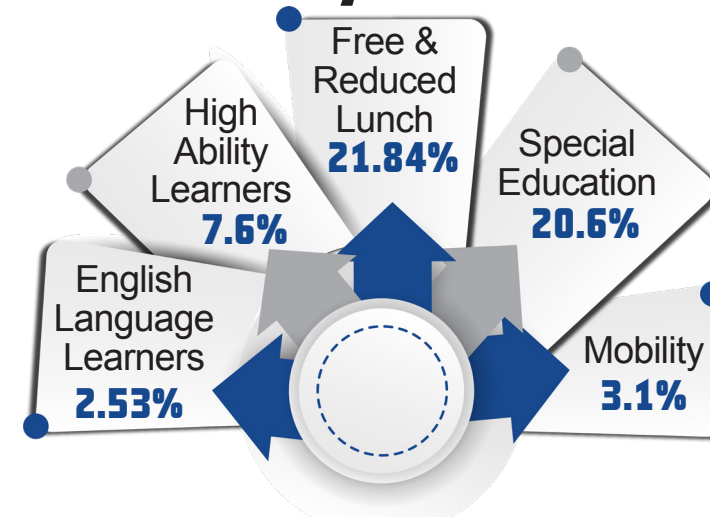


2022-2023 Breakdown of Staff



Note: The breakdown of staff for the 22-23 school year, indicated on this page, is based on the number of employees that are full-time equivalent, not the number of people.

Enrollment by Student Needs



The 2022-2023 school year was guided by our school vision: A Caring Community Inspiring All To Achieve. Our staff focused on intentional building of relationships with our 578 students, ensuring consistent use of common practices, such as pre-teaching of expected behaviors, praise and acknowledgment of student attempts, conversations for growth, and school and classroom celebrations. These, coupled with consistent use of think sheets and behavior referrals, daily morning meetings, monthly cross-grade level Camp Time, and regular teacher Professional Learning Community time led to academic and behavioral success in our school.

Pine Creek housed 28 sections of Kindergarten through 5th grade during the 2022-2023 school year. In addition to strong core instruction in all content areas, our teachers collaborated with reading and math specialists, special education staff, our High Ability Learner (HAL) facilitator and our English Language (EL) teacher to meet the needs of our student population.

Our staff continued to support the culture and climate of Pine Creek through before and after school clubs including walking and reading clubs, game club, Badger Musicians, art club, writing club, and STEM club. Our Camp Time groups continued to be a highlight of early release days for students and staff alike. Students in grades Kindergarten through 5th joined their mixed grade level group and Camp Site leader to engage in activities geared toward collaboration, problem solving, and communication. Students enjoyed the collaborative projects with new peers and staff happily met new students outside of their classroom to connect with.

Pine Creek hosted an all school Art, Music, and Classroom Extravaganza this spring. Families were invited in to see their child perform a concert in the gym,

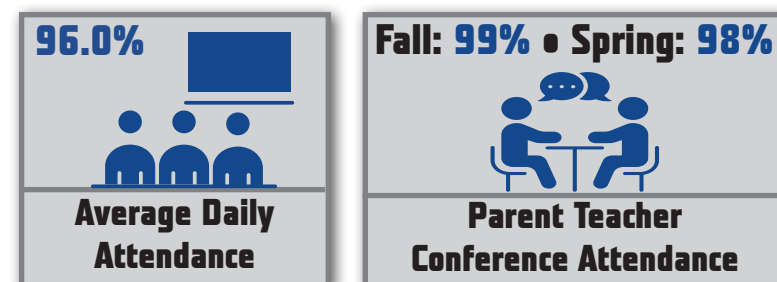
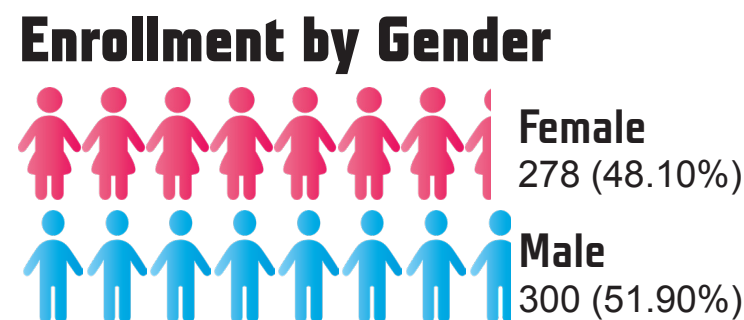
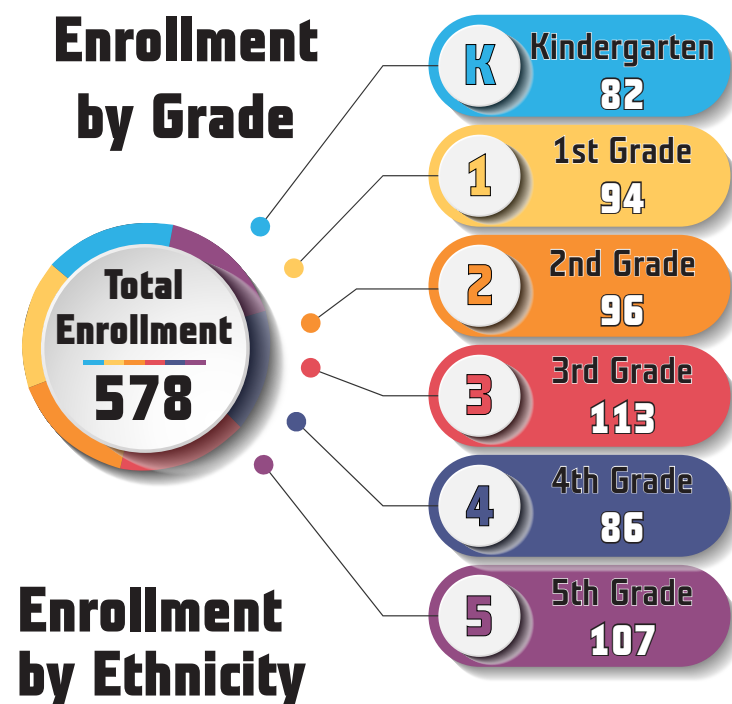


tour the halls to view artwork of all students displayed, and join in the classroom to work on a collaborative activity or class presentation. The addition of art displays made the Extravaganza special and highlighted student creativity in a new way.

Pine Creek staff continued to engage in regular Professional Learning Community (PLC) meetings, reviewing grade level data and engaging in conversations regarding best instructional practices and possible interventions and extensions needed. Grade level teams set common learning targets for their students and shared their successes, strategies, and reflections with their colleagues on an ongoing basis.

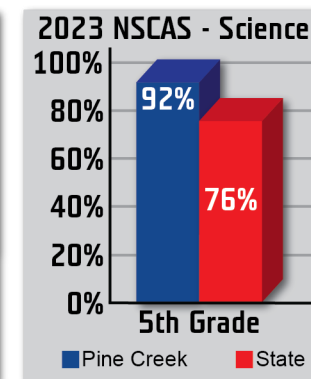
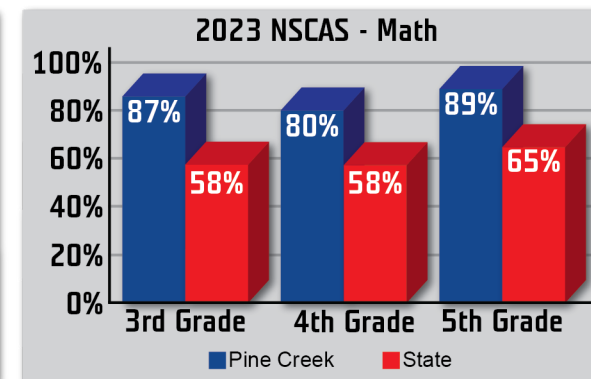
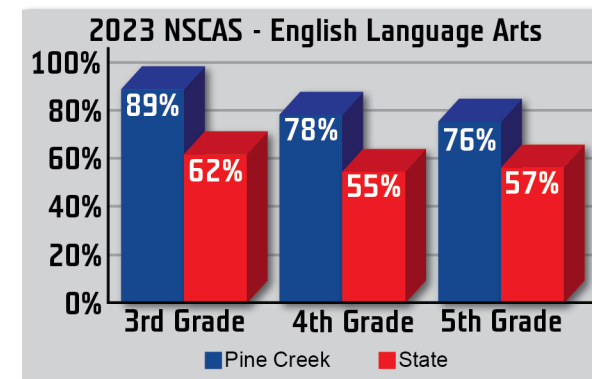
School improvement work this year continued to focus on our three school-wide goals aligned with our collaboratively developed vision - "A Caring Community Inspiring All to Achieve." A data review led staff to create three goals for the staff. They will also spend the 2023-24 school year increasing knowledge and capacity of effective and engaging instruction in all content areas, prioritizing common language and routines, student dialogue, and specific and positive feedback.

-Mrs. Alison Evangelisti, Pine Creek Principal

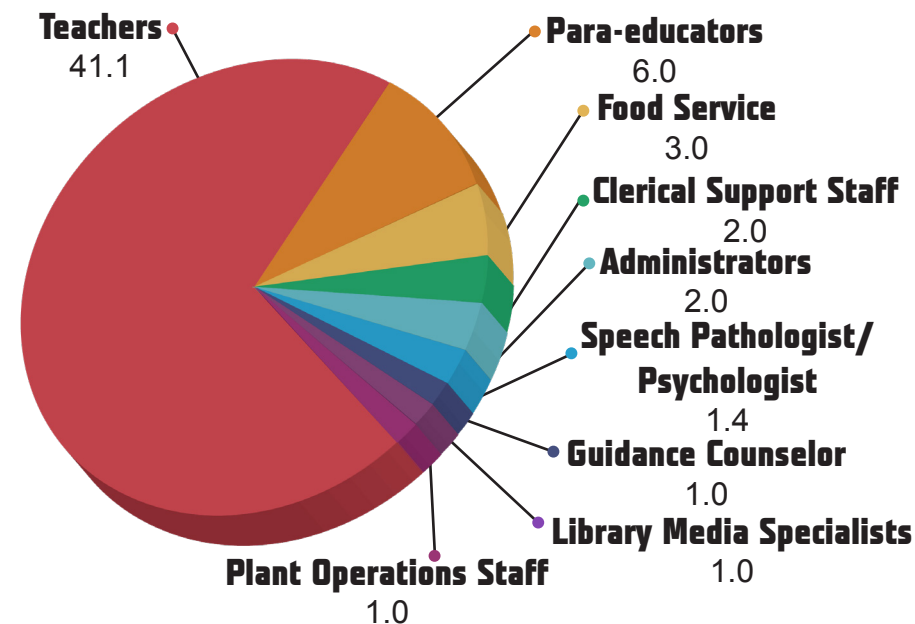


Student Achievement

In 2022-23, students were assessed on their mastery of the Nebraska College and Career Ready Standards in three core areas, English Language Arts, Math, and Science by taking the Nebraska Student-Centered Assessment System (NSCAS) tests. These assessments were developed at the state level and measure Bennington students compared to students across the state. The graphs below show the percentage of Pine Creek Elementary students that were "On Track" or "Met the College and Career Ready Standards" on these assessments as compared to students across Nebraska.




2022-2023 Breakdown of Staff



Note: The breakdown of staff for the 22-23 school year, indicated on this page, is based on the number of employees that are full-time equivalent, not the number of people.

Enrollment by Student Needs



Dream Big, Shine Bright, Achieve Greatness! Stratford Elementary opened its doors for the first time in 2023, welcoming its first set of Stratford Stars.

Stratford took off on its first space mission with 18 sections of kindergarten through 5th grade. The Stratford space station included 341 students and 35 astronauts leading the mission. Prior to takeoff 6 core team members met to build a vision for the building, outlined routines and procedures to ensure proper takeoff, and supported the positive climate for all Stratford stars to flourish within. Staff from across the district came together to offer wonderful experiences to students this year.

Our students were focused on achieving greatness. With quality core instruction, additional support through math/reading interventionists and special education staff, our students have made great gains and are shining bright with their end of year academic progress. To accompany our academic greatness, we held space forces which were multi-grade groups to focus on 21st century skills and lessons to support their individual growth. We appreciate our families commitment and dedication to allow their children to dream big at Stratford this year. We had 99% parent teacher conference attendance and fantastic participation for our family events and music programs.

A big thank you to our PTO for their support throughout the year allowing us to have a successful first year. Our Fun Run fundraiser was not only a beautiful day of fun and exercise, but we met our fundraising goal! This allowed



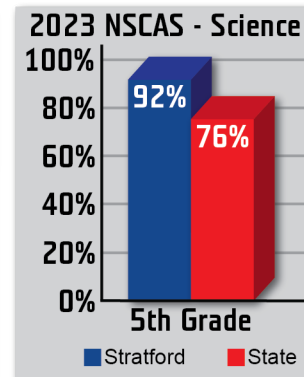
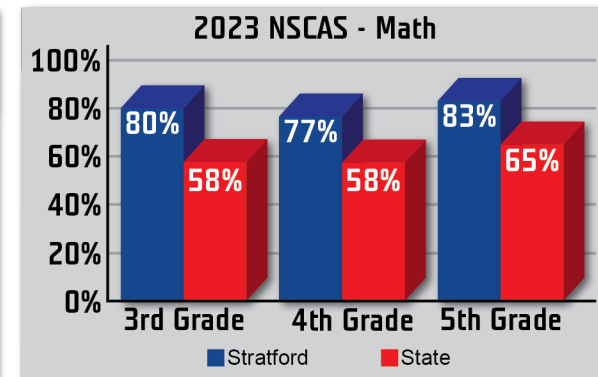
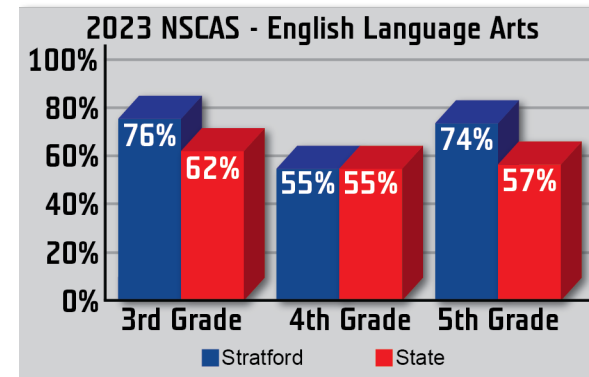
for upgrades to our playground, adding basketball court lines, hopscotch, four square, and a gaga pit. Our PTO organized a fantastic staff appreciation week, reminding our staff just how much we appreciate their hard work and dedication. Our families played a major role in that week, sharing their gratitude and many thanks for all our staff has done for our shining stars. They brought in the planetarium as a schoolwide assembly, welcomed the pancake man along with BINGO for a family night, and hosted an end of school year bash for families.

It has been a year of firsts for Stratford Elementary, and they no doubt will shine bright, achieve greatness, and dream big for many years to come!

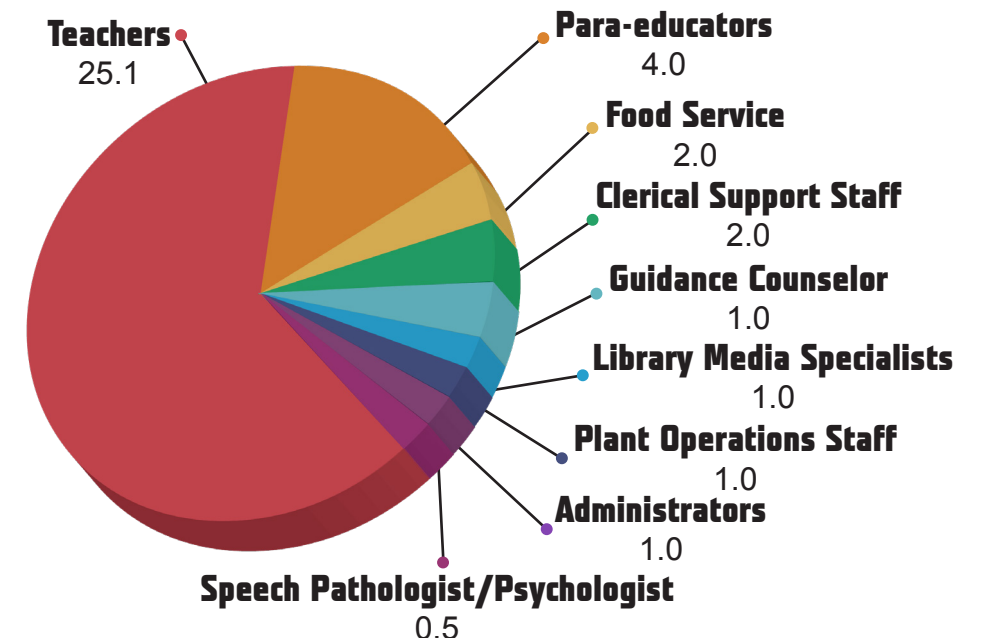
-Mrs. Molly O'Connor, Stratford Elementary Principal

Student Achievement

In 2022-23, students were assessed on their mastery of the Nebraska College and Career Ready Standards in three core areas, English Language Arts, Math, and Science by taking the Nebraska Student-Centered Assessment System (NSCAS) tests. These assessments were developed at the state level and measure Bennington students compared to students across the state. The graphs below show the percentage of Stratford Elementary students that were "On Track" or "Met the College and Career Ready Standards" on these assessments as compared to students across Nebraska.

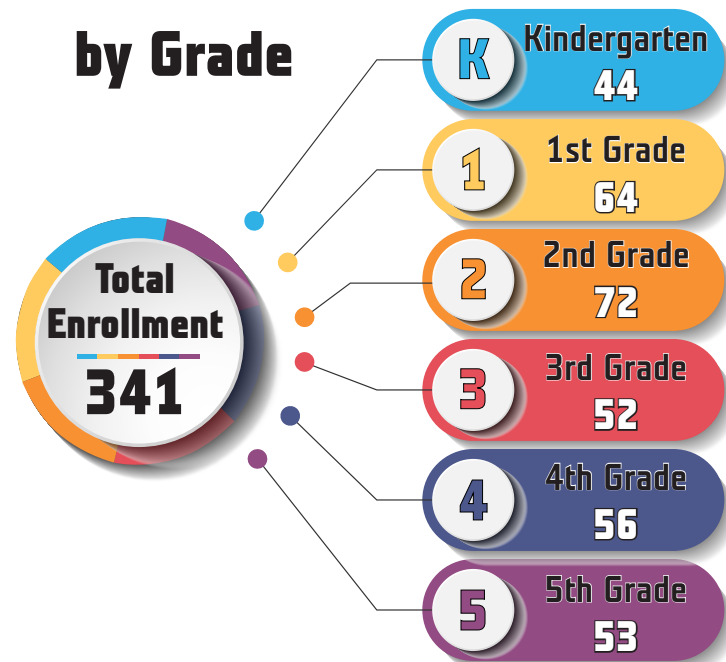


2022-2023 Breakdown of Staff

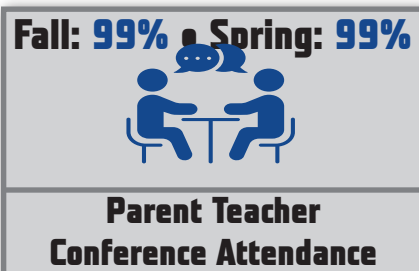
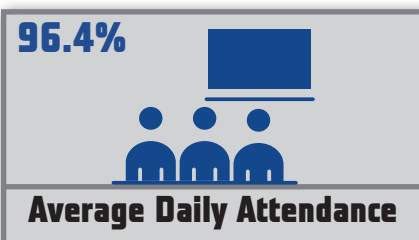



Note: The breakdown of staff for the 22-23 school year, indicated on this page, is based on the number of employees that are full-time equivalent, not the number of people.

Enrollment by Grade




Enrollment by Gender



Enrollment by Ethnicity

91.50%	3.52%	1.76%	1.76%	0.88%	0.59%
White, Not Hispanic	Black, Not Hispanic	Asian/Pacific Islander	Two or More Races	Hispanic	Am. Indian/Alaskan Native

Enrollment by Student Needs

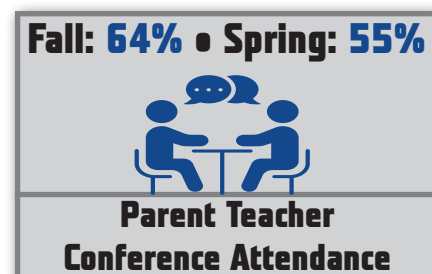
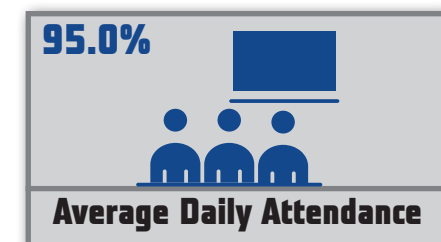


In 2022-2023, Bennington Middle School (BMS) opened with 410 students in grades six through eight. Our certified staff was composed of thirty-four teachers, one counselor, one academic and behavior interventionist, and two administrators. BMS students were also served by one school psychologist, one school resource officer, and one speech language pathologist which were shared with other buildings.

Students at Bennington Middle School were assigned to a grade level core team and also took part in a robust exploratory program which included Art, Speech/Drama, Language Discovery, Tech and Living, Computers, General Music, Health, P.E., Band, and Chorus. BMS students had the opportunity to get involved in a wide range of after school clubs and activities. Many 7th and 8th grade students participated in Volleyball, Football, Cross Country, Basketball, Wrestling, and Track, and all 6th, 7th, and 8th grade students were able to participate in various after school clubs such as Fitness, Engineering, Cooking, Yearbook, Service, Writing, Game, Art, Science, Reading, Math, Diversity, Ukulele, Chess, and Jazz Band.

During the 2022-2023 school year, Bennington Middle School continued to focus on their school improvement goals of high levels of achievement in literacy and numeracy for all students as well as providing a positive school climate where students feel they belong, are engaged, and have hope for the future. The staff worked collaboratively on these goals throughout the school year

Enrollment by Grade



Enrollment by Ethnicity

85.12% White, Not Hispanic	5.12% Hispanic	4.88% Black, Not Hispanic	2.93% Two or More Races	1.95% Asian/Pacific Islander	0.00% Am. Indian/ Alaskan Native
---	--------------------------	--	--------------------------------------	---	---




and are refining the school improvement plan for the 2023-2024 school year.

Bennington Middle School was privileged to work collaboratively with parents, the PTO, the BPS Foundation, community members, and other stakeholders to support our students in reaching high levels of achievement and in celebrating their accomplishments. Attendance at our Fall Open House, Student-Led Conferences, Spelling Bee, and the multitude of athletic and musical events was very much appreciated. The PTO provided help with our Learn, Grow, Lead character recognition events, student achievement celebrations, the 8th grade celebration, school dances, and the April Henry author visit. The BPS Foundation provided support for our After School Study Center and various grant funded projects. Together, this learning community helped our students learn, grow, and lead and make a difference in the community around them.

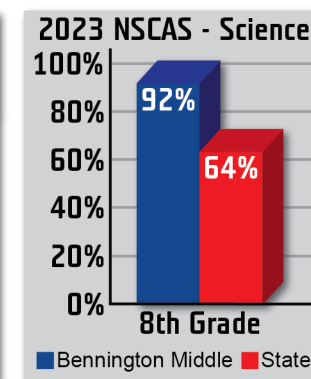
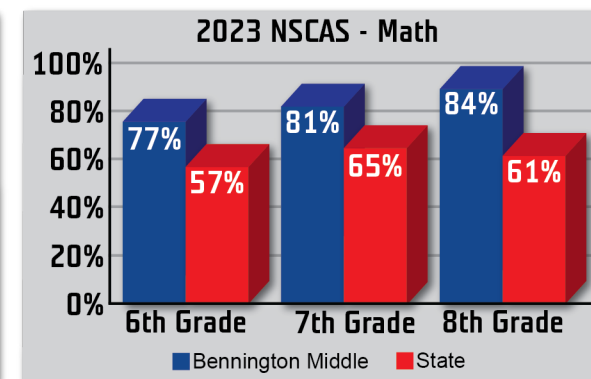
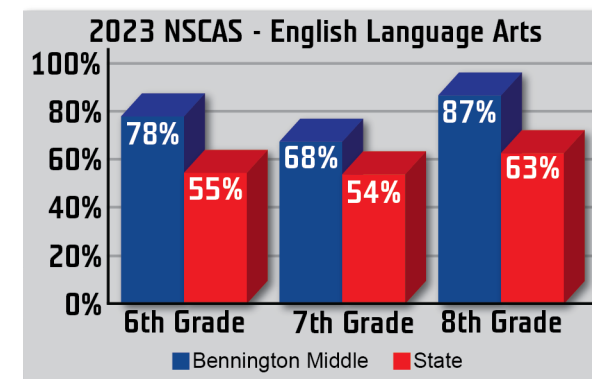
-Mrs. Renee Rucker, Bennington Middle School Principal

Enrollment by Gender

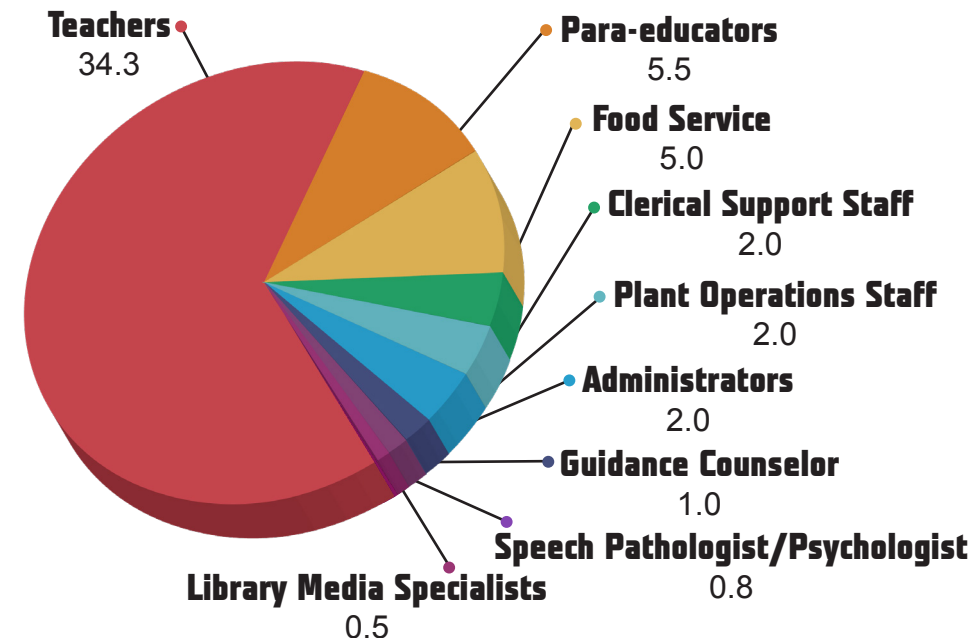


Student Achievement

In 2022-23, students were assessed on their mastery of the Nebraska College and Career Ready Standards in three core areas, English Language Arts, Math, and Science by taking the Nebraska Student-Centered Assessment System (NSCAS) tests. These assessments were developed at the state level and measure Bennington students compared to students across the state. The graphs below show the percentage of Bennington Middle School students that were "On Track" or "Met the College and Career Ready Standards" on these assessments as compared to students across Nebraska.

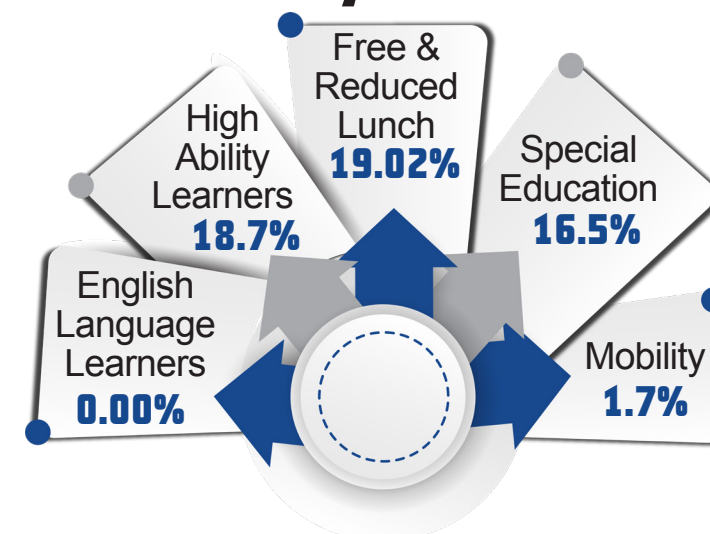


2022-2023 Breakdown of Staff



Note: The breakdown of staff for the 22-23 school year, indicated on this page, is based on the number of employees that are full-time equivalent, not the number of people.

Enrollment by Student Needs



The 2022-2023 school year was the first year of Bennington South Middle School. We welcomed 510 students in grades 6th through 8th grade.

Students were assigned to a core team on each grade level, and had an extensive exploratory program which included Art, Speech/Drama, Language Discovery, Tech and Living, Computers, General Music, Health, P.E., Band, and Chorus. We also had a wide range of clubs and activities for students to get involved in which included sports (Volleyball, Football, Cross Country, Basketball, Wrestling, and Track) for 7th and 8th grade students, and clubs (Robotics, Fitness, Engineering, Cooking, Yearbook, Service, Writing, Game, Art, Science, Reading, Math, Diversity, Ukulele, and Jazz Band) for all 6th, 7th, and 8th grade students.

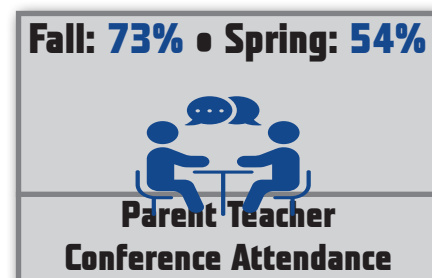
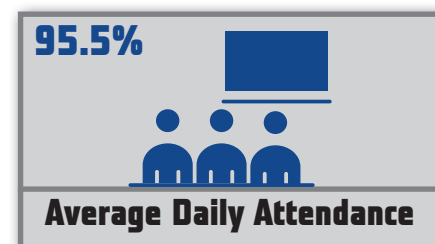
We also had many activities happening at the building to involve parents and showcase student work. Those included concerts, sports, open house night in the fall, spelling bee, Student-Led conferences, and our Art Extravaganza. We had the opportunity to compete against Bennington Middle School in sports this year, and that became a really fun event for all involved.



Our middle school has very strong support from our community, parents, students, and staff. Our middle school PTO was very helpful in supporting our Learn, Grow, Lead character recognition events, 8th grade celebration, April Henry author visit, and our student achievement celebrations.

-Mr. Shawn Hoppes, Bennington South Middle School Principal


Enrollment by Grade



Enrollment by Ethnicity

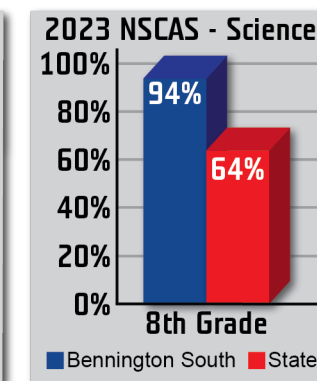
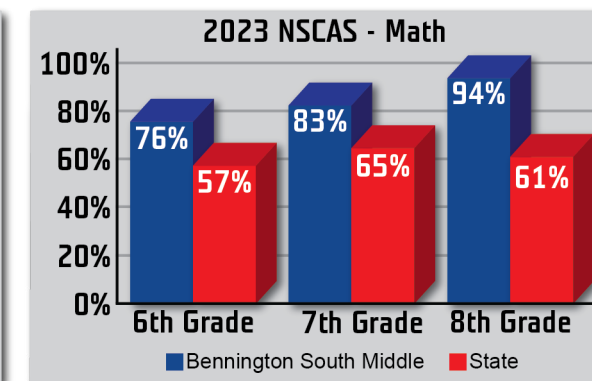
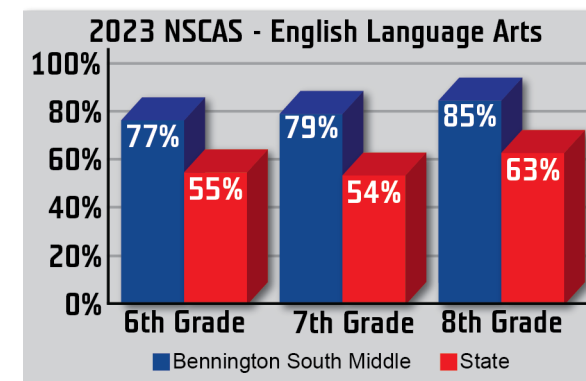
84.12% White, Not Hispanic	5.10% Two or More Races	4.51% Black, Not Hispanic	3.53% Hispanic	2.55% Asian/Pacific Islander	0.20% Am. Indian/ Alaskan Native
---	--------------------------------------	--	--------------------------	---	---

Enrollment by Gender

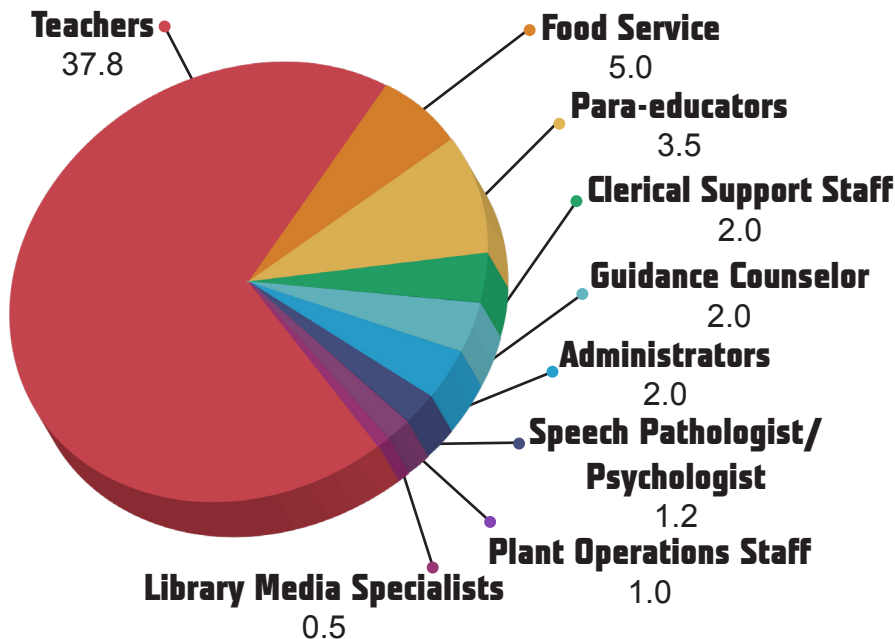


Student Achievement

In 2022-23, students were assessed on their mastery of the Nebraska College and Career Ready Standards in three core areas, English Language Arts, Math, and Science by taking the Nebraska Student-Centered Assessment System (NSCAS) tests. These assessments were developed at the state level and measure Bennington students compared to students across the state. The graphs below show the percentage of Bennington South Middle School students that were "On Track" or "Met the College and Career Ready Standards" on these assessments as compared to students across Nebraska.




2022-2023 Breakdown of Staff



Note: The breakdown of staff for the 22-23 school year, indicated on this page, is based on the number of employees that are full-time equivalent, not the number of people.

Enrollment by Student Needs



In 2022-23 Bennington High School opened with 1,002 students. Sixty teachers, three counselors, and three administrators made up the certified staff. In addition, we have a School Resource Officer through the Douglas County Sheriff.

Construction and renovations of the Softball complex were completed at the start of the school year. BHS also received new chillers (cooling system) in April and an unexpected gym floor replacement in the Auxiliary Gym due to a pipe bursting inside the facility over winter break.

School improvement goals at Bennington High School for the 2022-23 school year continued to be implementation of 21st Century Skills, two- and four-year college graduates with minimal debt, and social and emotional support for all students. BHS staff reviewed the goals throughout the year and will be implementing new goals for the 2023-24 school year. BHS implemented an Advisory Period every Tuesday which provided every student the opportunity to receive 20 minutes of academic assistance within the school day. Homeroom focused on self-awareness throughout the year and allowed students to examine their strengths, goals, and priorities with relevant lessons and discussions led by the homeroom teacher.

A Multi-tiered Systems of Support (MTSS) Team was created and formally introduced at BHS for the 2022-23 school year. The purpose of the MTSS committee is to

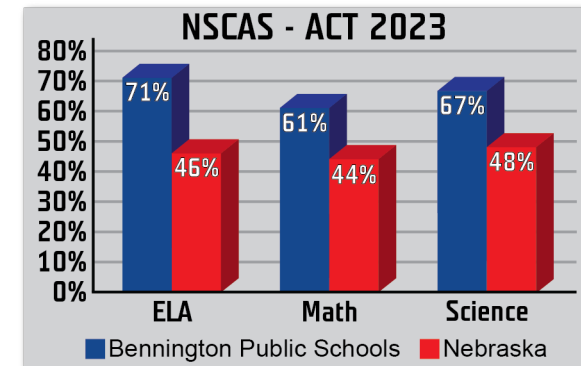


decrease the number of failing grades at BHS while keeping students "on track" to graduate in four years. The MTSS team reviewed student data such as attendance rates, academic grades, and worked to address deficiencies both with students and with the academic supports available to students at Bennington High School. The MTSS team met monthly to review grades, failure rates, and student GPA throughout the year. Students not meeting one of the benchmarks were provided additional academic intervention during the day, after school, or at Saturday School.

-Dr. Greg Lamberty, Bennington High School Principal

Student Achievement

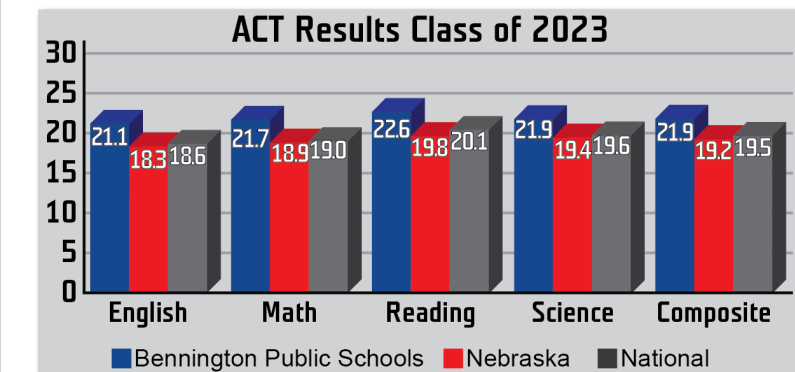
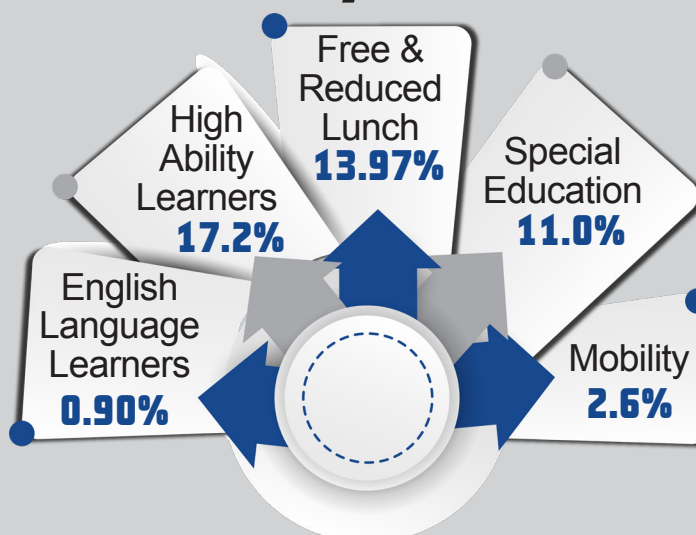
The American College Test (ACT) measures the skills necessary to successfully complete college work. In 2023, the overall average composite score for BHS students was 21.9. As a group, Bennington students continue to score above the state and national averages.



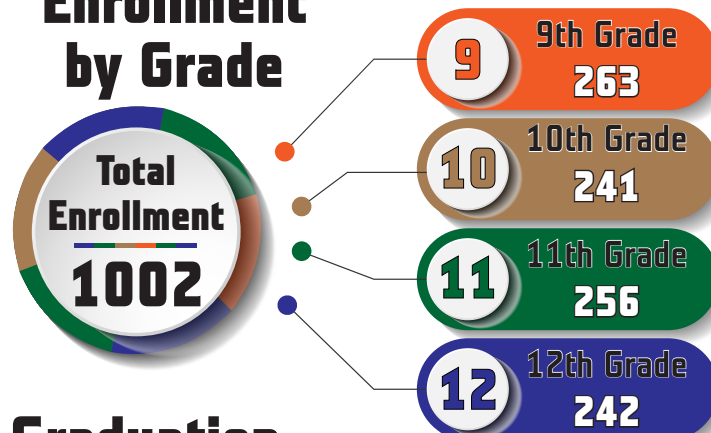
Nebraska has transitioned from a state developed test to measure 11th graders' progress to participation in a college entrance exam as required by the Nebraska legislature. Nebraska 11th grade students took the ACT Statewide Assessment in April 2023. Students took the Reading, English, Math, Science, and Writing subtests of the ACT. The ACT is scored on a scale of 1-36. The Nebraska State Board of Education set performance levels and established proficiency scores recognizing students still have another year of high school to meet the ACT's National Benchmark Scores. Students received three scores for their performance; one score for English Language Arts (combined, English, Reading, and Writing), one score for Math, and one for Science. Students

meeting the state proficiency level are On-Track toward the ACT College Readiness Benchmark, or have already reached it at the time of the test. A score of 18 or above in ELA or Math met proficiency, while a score of 19 met proficiency in Science. The table on the left shows Bennington's 11th graders proficiency as compared to students across Nebraska in each of the three areas.


Enrollment by Student Needs



Enrollment by Grade



Enrollment by Gender

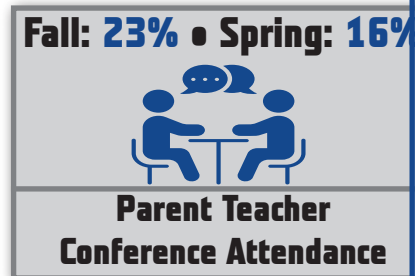
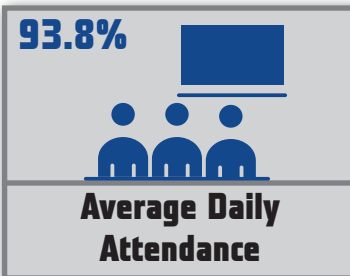


Graduation Rate

95.34%
Graduation Rate



0.25%
Drop Out Rate

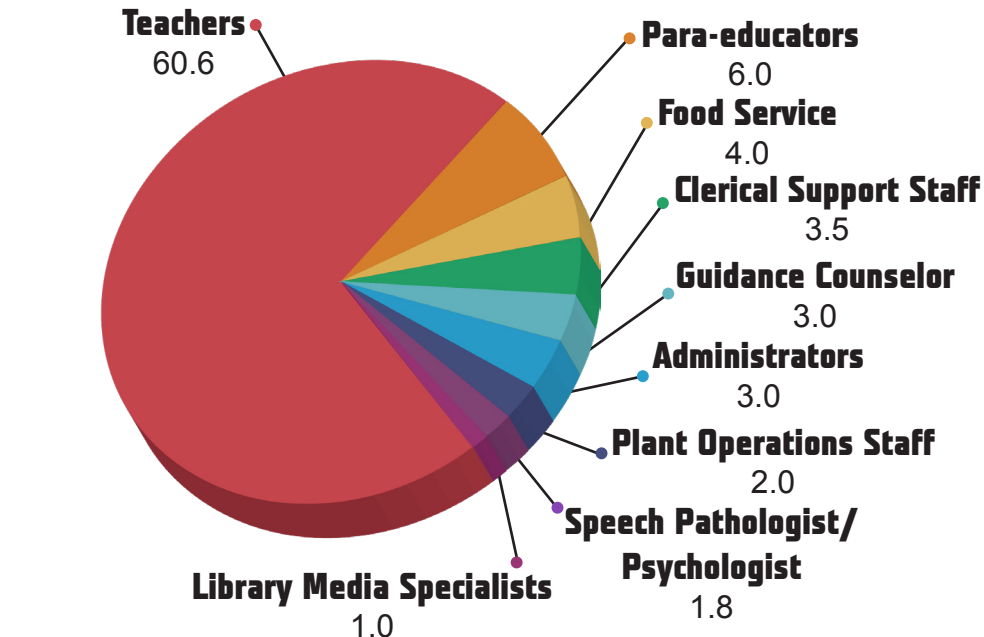


The Graduation Ceremony for the Class of 2023 was held at Badger Stadium. 229 seniors participated in the ceremony and received diplomas from Bennington High School. The graduating class contained 32 students who graduated with Summa Cum Laude Academic status and 38 students who satisfied at least one requirement to be placed on the Academic Wall of Honor.

Enrollment by Ethnicity

84.53%	4.99%	4.39%	3.89%	1.90%	0.30%
White, Not Hispanic	Hispanic	Two or More Races	Black, Not Hispanic	Asian/Pacific Islander	Am. Indian/Alaskan Native

2022-2023 Breakdown of Staff



Note: The breakdown of staff for the 22-23 school year, indicated on this page, is based on the number of employees that are full-time equivalent, not the number of people.



Bennington High School fielded 23 boys' teams in ten sports (Football, Basketball, Baseball, Wrestling, Golf, Cross Country, Track & Field, Unified Bowling, Unified Track & Field, and Soccer). There were 22 girls' teams in eleven sports (Volleyball, Softball, Cross Country, Track & Field, Basketball, Golf, Unified Bowling, Unified Track & Field, Tennis, Soccer, and Wrestling).

Bennington's activity programs include Vocal Music, Concert, Pep, Jazz and Marching Band, Cheerleading, Dance Team, Quiz Bowl, FBLA, Engineering Club, Skills USA, Spring Musical, One Act Play, Speech, Leo (Key) Club, Science Club, Student Senate, Yearbook, Newspaper, Outdoor Club, PRISM, French Club, Intramural Basketball, Robotics and Chess Club.

Involvement in extracurricular activities is extremely important to the environment of Bennington High School and allows the students to build and display their abilities as they represent our school, district, and community. During the 2022-2023 school year, 68% of Bennington's students participated in athletics or activities.

BHS turned in another successful year with many achievements during the 2022-2023 school year. Bennington High School won 3 Class B State

Championships in 2022-2023 - Dance (Hip-Hop), Cheer (Traditional) and Football, and finished as Class B State Runners-up in Girls Cross Country, Boys Wrestling, Boys Soccer, and Girls Track & Field. Additionally, BHS reached the semifinals in Volleyball. The Bennington Marching Band earned a Superior rating at the NSBA State Marching Festival in October, and the Vocal Music Program earned a Superior rating at the District Music Contest in April.

Boys Basketball, Girls Cross Country, Boys Golf, Girls Golf, Football, Boys Soccer, Girls Soccer, Softball, Volleyball, and Wrestling all qualified for their respective NSAA state team championship competitions in 2022-2023. Girls Cross Country, Softball, Football, Boys Basketball, Girls Soccer, Boys Soccer, Girls Track and Field, and Volleyball all won District Championships in 2022-2023. Softball (Tournament), Wrestling (Duals Tournament), Boys Basketball (Tournament), Boys Soccer (Regular Season and Tournament) all won Eastern Midlands Conference championships this year. Taken as a whole, the Badgers achieved a level of success in 2022-2023 that will be remembered for many years.

-Mr. Chris Kessel, Activities Director



Vision

Developing a Community of Learners

Mission

The mission of Bennington Public Schools is to provide educational opportunities in a safe, caring environment that will prepare all students to meet the challenges of the future.



Strategic Plan Goals

Bennington Public Schools developed a Strategic Plan as a mechanism for continuous school improvement. The Strategic Plan was originally developed in 1997 and has gone through multiple revisions since. Through a collaborative planning process that included staff members, parents, students, and community members, four goals, which embody the shared values and priorities of the Bennington Public Schools, were identified. This plan allows our District to refine systems, evaluate critical issues, positively impact student achievement, and focus on a commitment to providing a high quality education for every child.

21st
Century
Skills

Community
Collaboration

Personalized
Learning

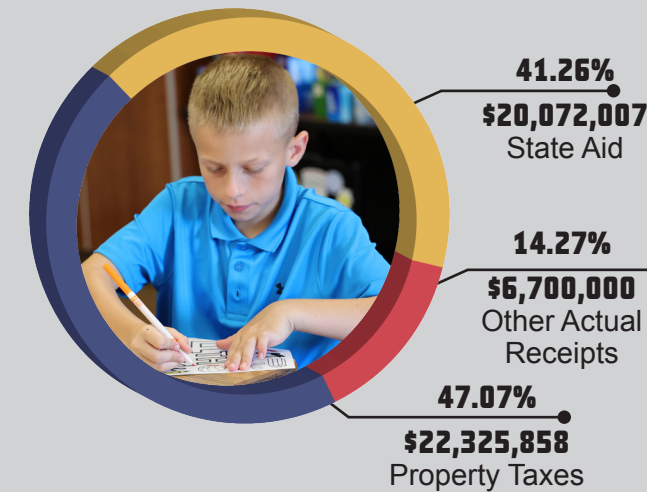
Social
Emotional
Learning and
Cultural
Needs

2022-2023 Budget Facts

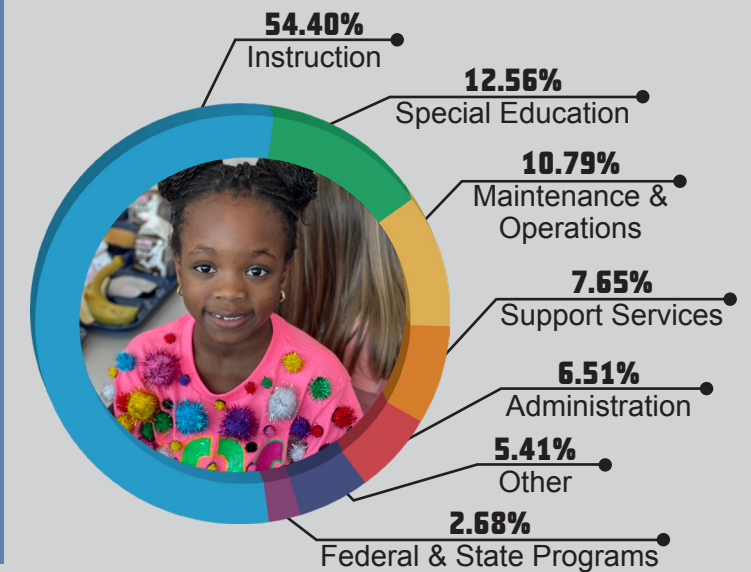
Bennington Public Schools continues its commitment to be fiscally responsible while providing the best possible education for all children. Bennington maintained the lowest cost per-pupil expenditure in the state. Staff salaries and benefits consist of 80.92% of the total budget.

Total General Fund Budget: \$48,650,743
Minus 1% County Treasurer Fee

Where Does the Money Come From?



Where Does the Money Go?



Per Pupil Expenditures \$11,133

Bennington Public Schools has the lowest cost per student in the state of Nebraska. That's **\$3980** below the state average.

Note: Based on the 21-22 school year.



District Levy

General Fund	\$1.049023
Building Fund	\$0.000977
Bond Fund	\$0.339998
+ QCPUF Fund	\$0.035550
Total BPS Levy	\$1.425548

Tax levy/\$100 assessed value

\$1.425548

Taxes/\$100,000 home

\$1,425.548

Bond Fund

- Six bond issues since **2003** for a total of **\$198 million**
- The District has approximately **\$172,630,000** in outstanding debt
- The District is **on schedule** to pay off existing bonds.
- The District is set to pay **\$28,385,000** in principal over the next five years and **\$63,505,000** over the next 10 years.

